


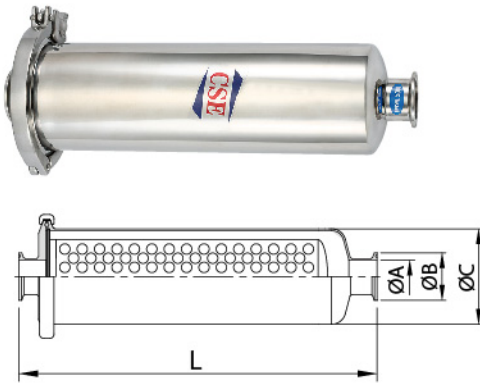
CSE STRAINERS

- Material: SUS304/SUS316L
- Mesh: 20~400
- Aperture Size: 1~10(mm)
- P.D.Press(MPa): 0.05~0.2
- Types: Weld end/ Clamp end/ Male end/ Female end

Filter kind



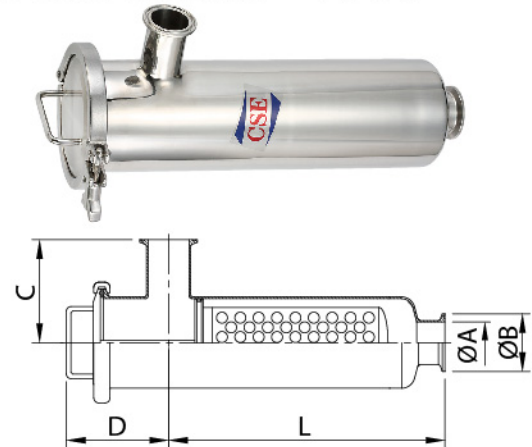
INLINE STRAINER I TYPE



STRAINER INLINE TYPE (I)

SIZE	ØA	ØB	ØC	L
1.0"	22.2	50.5	101.6	380
1.5"	34.8	50.5	101.6	380
2.0"	47.5	64	101.6	380
2.5"	60.2	77.5	101.6	450
3.0"	72.9	91	101.6	550

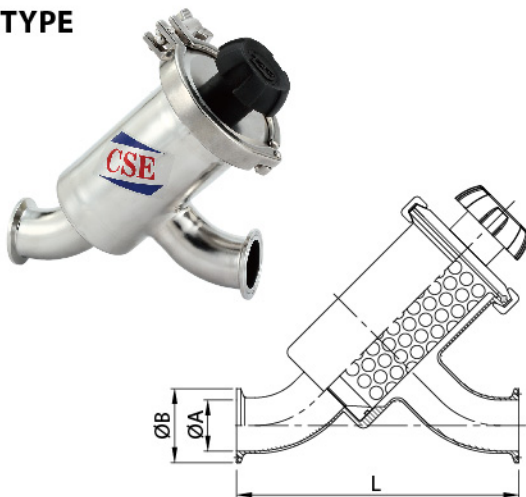
SIDE OUTLET STRAINER L TYPE



STRAINER SIDE OUTLET TYPE (L)

SIZE	ØA	ØB	C	D	L
1"	22.1	50.5	104.8	110	310
1.5"	34.8	50.5	104.8	110	310
2"	47.5	64	114.3	110	310
2.5"	60.2	77.5	108	110	410
3"	72.9	91	108	110	490


Y TYPE



STRAINER Y TYPE

SIZE	ØA	ØB	L
1.0"	22.1	50.5	155.65
1.5"	34.8	50.5	192.63
2.0"	47.5	64	208.17
2.5"	60.2	77.5	271.26
3.0"	72.9	91	300.83

S TYPE



Specifications

Material	SUS304/SUS316L
Mesh	20~400
Aperture Size	1~10(mm)
P.D.Press(MPa)	0.05~0.2
Types	Weld end/ Clamp end/ Male end/ Female end

All strainers come standard with a 100 mesh screen and 8mm core aperture