



MV-14

MONOBLOCK FLANGED VALVE

GENERAL FEATURES

Sealing surface damage may occur in the following reasons:

- Scratching of sphere and / or surface due to solid particles trapped between sphere and seat rings during closing
- Corrosion of seat rings
- Deformation of seat rings due to overheating.

Apply force to the arrow indicated on the lever when opening and closing the valve. Do not continue to apply force when the arm is turned against the stop pin. If the valve does not open and close with an appropriate closing torque, do not force the valve using levers or similar tools to increase the closing torque. Because this can increase irreparable damage to valve parts.

Attention:

Avoid physical application to the valve's sphere without take precaution for closing.
Avoid sudden rapid opening in order to prevent the occurrence of water hammers in the ball valves.

Notice:

If the valve is to be in the closed position for a long time in the installation, open and close the valve once a week to prevent the formation of lime and sediment layer.

Advantages:

- Lightweight - Monoblock Design
- Short Spacing
- Space-Saving
- Easy Installation
- Universal Application

Installation:

Installation is done in any position in the installation.

Application Areas

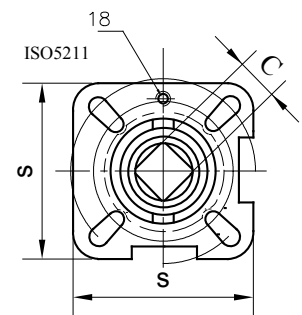
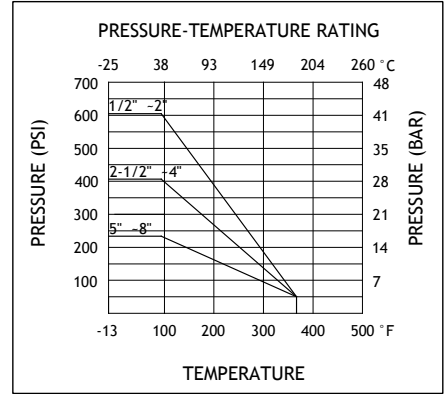
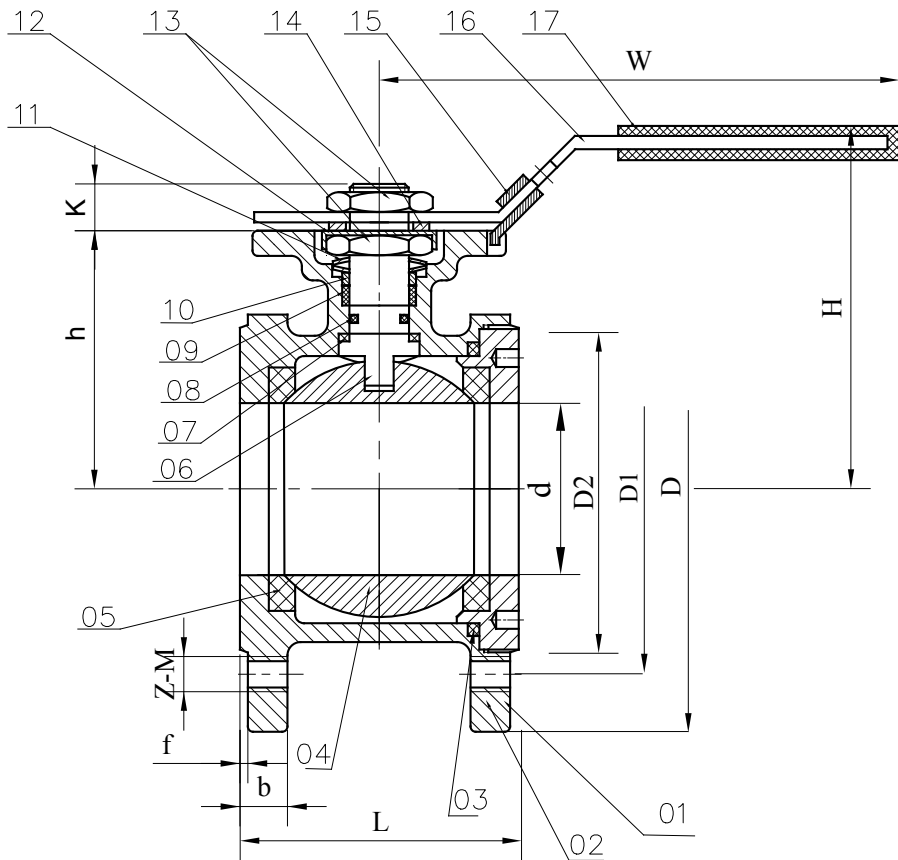
- Cold-Hot water pipelines
- Natural Gas, LPG-LNG, Fuel-Oil
- Compressed Air
- Ship manufacturing industry
- Storage facilities

TECHNICAL SPECIFICATIONS	
Body	AISI 316 SS
Connection	Flanged
Gasket	PTFE
Temperature	-25/+180°C
Pressure Class	PN16

DIMENSIONS (mm)		
Dia.	DN15	DN200

FACTOR	RISK	SOLUTION
Maximum and minimum temp.	Exceeding temperature limits	The user must avoid exceeding the limit specified in the manual.
Corrosion	Leakage on the sealing surfaces and leakage as a result. Reduction of working life.	Avoid process fluids containing corrosive particles that could damage valve sealing.
Shock	Break	It must be prevented by the end user. Steam traps must be installed on the places where it is necessary to prevent the water hammer.
	Damage to the pressure carrying parts as a result of water hammer	
Thermal Shock	Different thermal expansions	This should be avoided by the user

MV-14 MONOBLOCK FLANGED VALVE

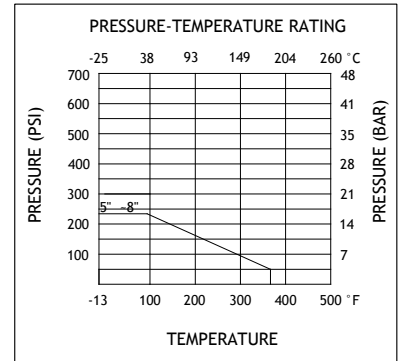
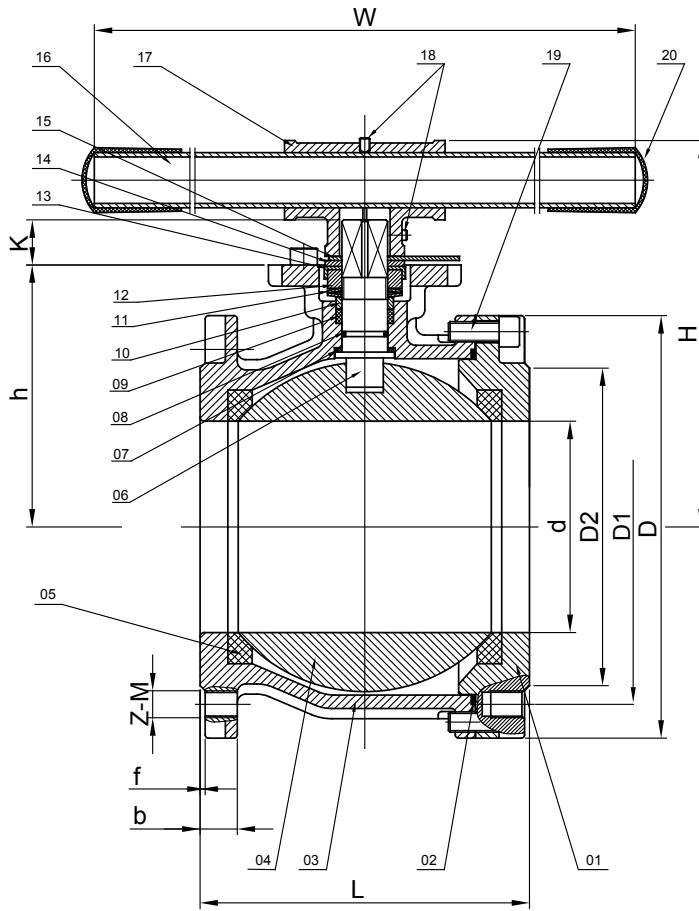


No	Part Name	Material
1	Body	AISI 316 SS
2	Cover	AISI 316 SS
3	Body Gasket	PTFE
4	Ball	SS316
5	Ball Gasket	R-PTFE
6	Stem	SS316
7	Sealing Teflon	PTFE
8	O-Ring	Viton
9	Sealing Gasket	PTFE

No	Part Name	Material
10	Packing Ring	SS304
11	Spring Ring	SS301
12	Stopper	SS304
13	Nut	SS304
14	Ring	SS304
15	Look Device	SS304
16	Handle	SS304
17	Handle Cover	Plastic
18	Pin	SS304

DN	L	D	D1	D2	b	f	H	W	C	Z-M	h	s	K	Nm	Kg
15	36	95	65	45	11	2	89	117	9	4-M12	55,3	42,6	9,5	5	1,2
20	38	105	75	58	11	2	94	117	9	4-M12	60,3	42,6	9,5	8	1,5
25	50	115	85	68	12	2	90	164	11	4-M12	58,5	50,5	10	10	1,9
32	53	140	100	78	14	2	100	164	11	4-M16	70,5	50,5	12,5	14	3,1
40	65	150	110	88	15	3	105	203	14	4-M16	76,5	64,5	14,5	18	4
50	78	165	125	102	16	3	125	203	14	4-M16	84,5	65,5	14	25	5
65	98	185	145	122	16	3	140	255	17	4-M16	94,5	93,6	17	48	9,4
80	118	200	160	138	18	3	145	255	17	8-M16	110,5	94,2	16	75	11
100	140	220	180	158	18	3	175	302	17	8-M16	122,5	94,1	19	110	16,8

MV-14 MONOBLOCK FLANGED VALVE



No	Part Name	Material
1	Cover	AISI 316 SS
2	Cover Gasket	PTFE
3	Body	AISI 316 SS
4	Ball	SS316
5	Ball Gasket	R-PTFE
6	Stem	SS316
7	Sealing Teflon	PTFE
8	O-Ring	Viton
9	Sealing Gasket	PTFE
10	Packing Ring	SS304
11	Spring Ring	SS301

No	Part Name	Material
12	Nut	SS304
13	Stopper	SS304
14	Ring	SS304
15	Look Device	SS304
16	Handle	Galvanized Pipe
17	Ring	SS304
18	Crick	SS304
19	Screw	SS304
20	Handle Cover	Plastic
21	Pin	SS304

DN	L	D	D1	D2	b	f	H	W	C	Z-M	h	s	K	Nm	Kg
125	195	250	210	188	22	3	228	600	22	8-M16	155	114	27	200	27,5
150	225	285	240	212	22	3	246	600	22	8-M20	172,5	114	27	300	36,5
200	275	340	295	168	24	3	310	600	27	12-M20	217	131	37,5	400	67,2

MV-14 MONOBLOCK FLANGED VALVE

MV-14 MONOBLOCK FLANGED VALVE



HEAD OFFICE - FACTORY

Atatürk Sanayi Bölgesi Hadımköy Mahallesi Mustafa İnan Caddesi No: 44 Arnavutköy - İSTANBUL
Tel: +90 212 771 01 45 (pbx) | Fax: +90 212 771 47 27
info@ayvaz.com | www.ayvaz.com

Cona Caserta/Italy

Tel: +39 0823 187 3988
rmolaro@ayvaz.com

Ayvaz Germany Viernheim/Germany

Tel: +49 62046014399
germany@ayvaz.com

Ayvaz Ukraine Kiev/Ukraine

Tel: +380 44 390 57 57
info@ayvaz.com.ua

Tricorr Warsaw/Poland

Tel: +48 530 030 810
+48 533 603 335
tricorr@tricorr.eu

Ayvaz Azerbaijan Baku/Azerbaijan

Tel: +99 (455) 579-84-32
ahayatov@ayvaz.com

Ayvaz Egypt Cairo/Egypt

Tel: +20 122 819 78 29
andrew.eid@ayvaz.com

Ayvaz Gulf Dubai/U.A.E

Tel: +971 563550822
+971 501306871
mideast@ayvaz.com

Ayvaz China Ningbo/China

Tel: +86 152 5830 7361
msahin@ayvaz.com

Ayvaz Kazakhstan LLP Almaty/Kazakhstan

Tel: +7 (727) 327 97 57
info_kz@ayvaz.com

Ayvaz N Ispirih/Bulgaria

Tel: +359 8431 27 32
office@ayvaz-n.eu

Ayvaz Serbia Belgrade/Serbia

Tel: +381 61 658 70 52
yakbiyik@ayvaz.com

Ayvaz Vietnam HCMC/Vietnam

Tel: +84 89 8508345

Ayvaz Americas Rhode Island/USA

Tel: +1 401 737 8380
americas@ayvaz.com